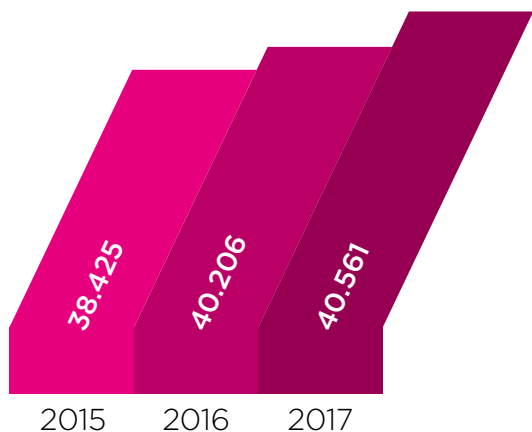


FACTS & FIGURES

ANDAMENTO PRESENZE VISITATORI ESTERI TREND OF INTERNATIONAL VISITORS



AREA ESPOSITORI
81.271m² (+1,03% sul 2016)



1.636
ESPOSITORI
EXHIBITORS

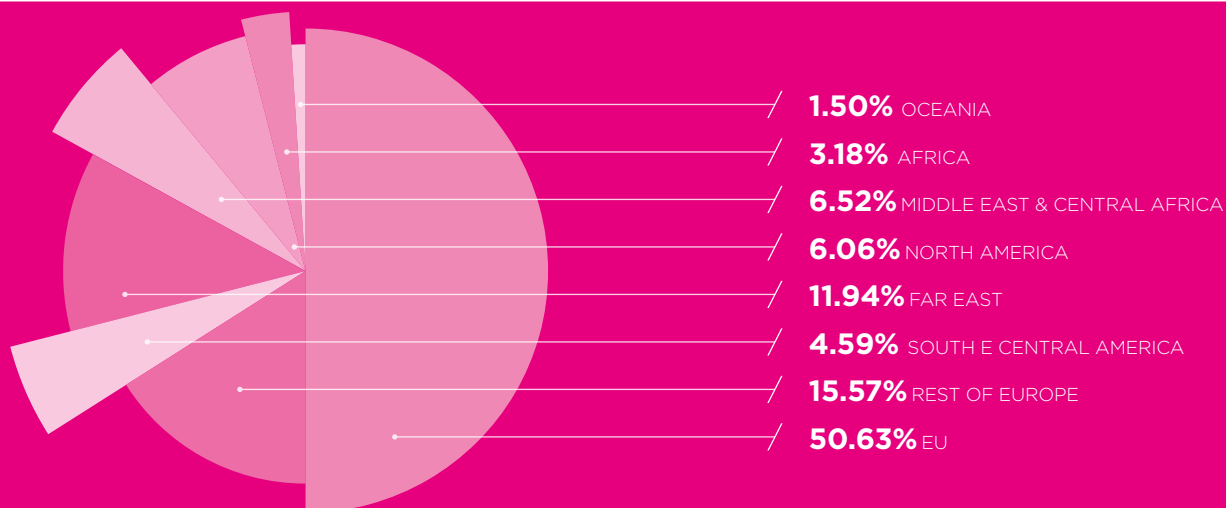
605 Espositori Italiani
Italian Exhibitors
1.031 Espositori Internazionali
International Exhibitors
56 Paesi rappresentati
Countries Represented



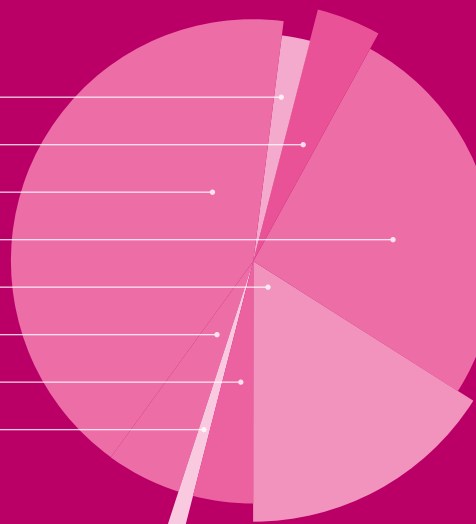
67.928
VISITATORI
VISITORS

27.367 Visitatori Italiani
Italian Visitors
40.561 Visitatori Internazionali
International Visitors
147 Paesi rappresentati
Countries Represented

PROVENIENZA VISITATORI ESTERI DISTRIBUTION OF INTERNATIONAL VISITORS: MARMOMAC 2017



NORTH AMERICA **2.13%**
AFRICA **4.66%**
FAR EAST **41.71%**
EU **26.48%**
REST OF EUROPE **16.10%**
SOUTH E CENTRAL AMERICA **4.75%**
MIDDLE EAST & CENTRAL AFRICA **4.07%**
OCEANIA **0.1%**



PROVENIENZA ESPOSITORI ESTERI DISTRIBUTION OF INTERNATIONAL EXHIBITORS MARMOMAC 2017